

SAMANA IBIZA

ELEVATE YOUR EVERYDAY

FLOOR PLAN





NEIGHBORING PLOT

ASPHALT ROAD

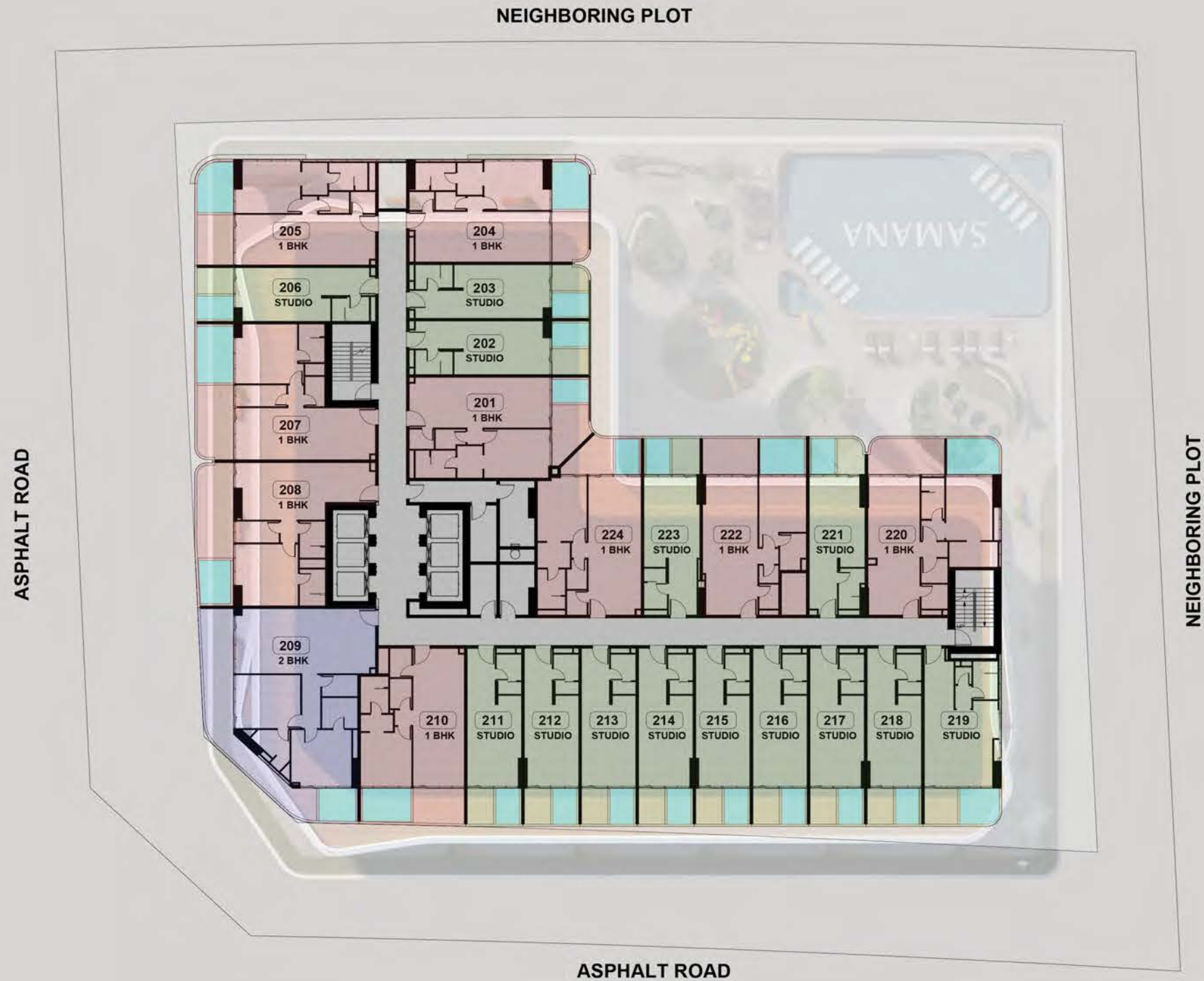
NEIGHBORING PLOT

ASPHALT ROAD

FIRST FLOOR - FLOOR PLAN

STUDIO | 1BEDROOM | 2 BEDROOM





TYPICAL FLOOR – 2,3,4,7,8,9, 12,13,14, 17,18,19 PLAN

STUDIO | 1BEDROOM | 2 BEDROOM



NEIGHBORING PLOT

ASPHALT ROAD

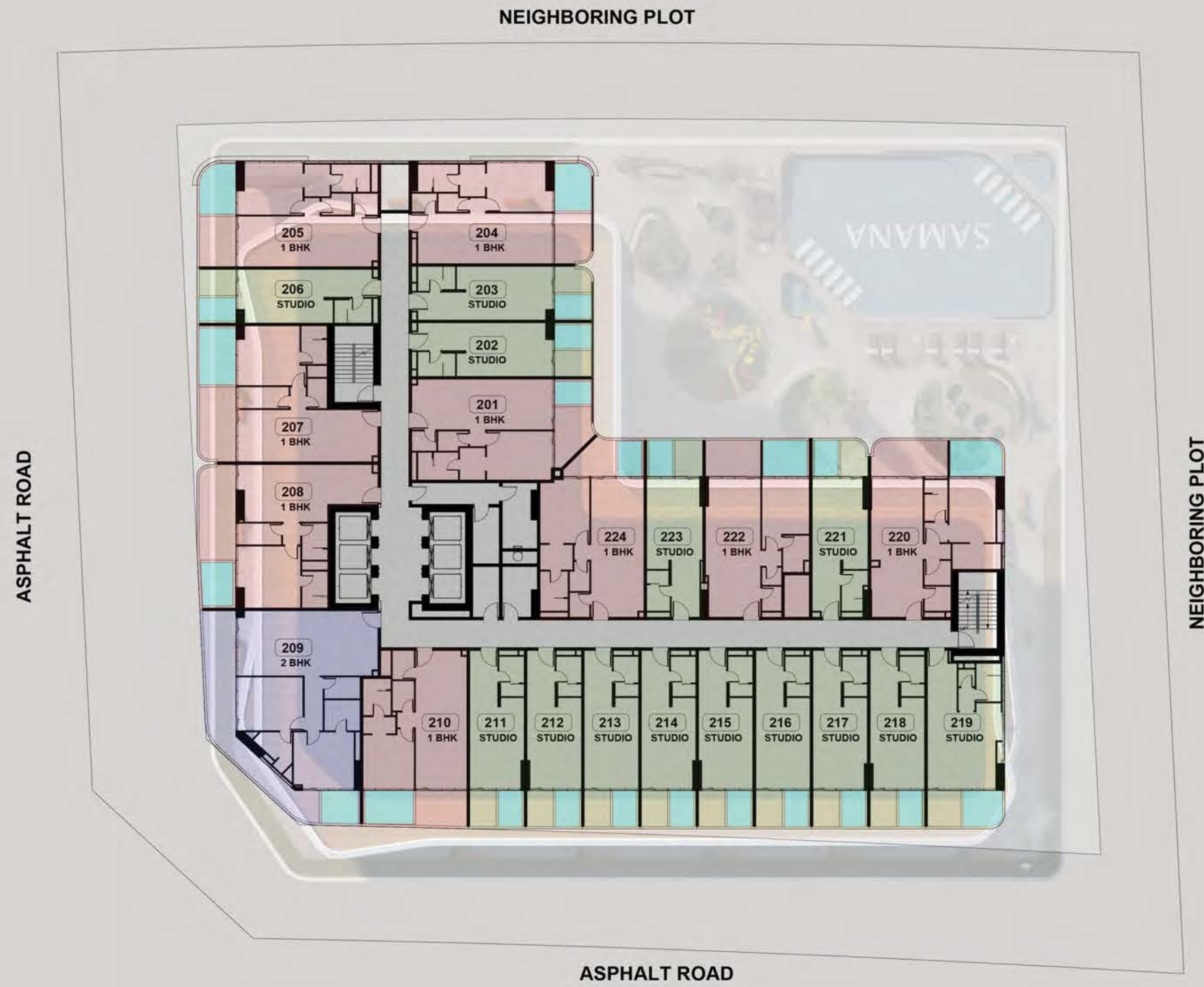
NEIGHBORING PLOT

ASPHALT ROAD

TYPICAL FLOOR – 5,6,10,11,15,16,20 PLAN

STUDIO | 1BEDROOM | 2 BEDROOM





TYPICAL FLOOR – 2,3,4,7,8,9, 12,13,14, 17,18,19 PLAN

STUDIO | 1BEDROOM | 2 BEDROOM





SAMANA IBIZA

ELEVATE YOUR EVERYDAY

FOR MORE INFORMATION PLEASE CONTACT







STAY AHEAD, INVEST SMART

 +971 55 476 7630
 +971 4 368 7878
 info@afsrealestate.com
 www.afsrealestate.com



DUBRICKS

POSSIBILITIES ARE LIMITLESS

 +971 50 674 2020
 +971 4 368 7878
 info@dubricks.com
 www.dubricks.com